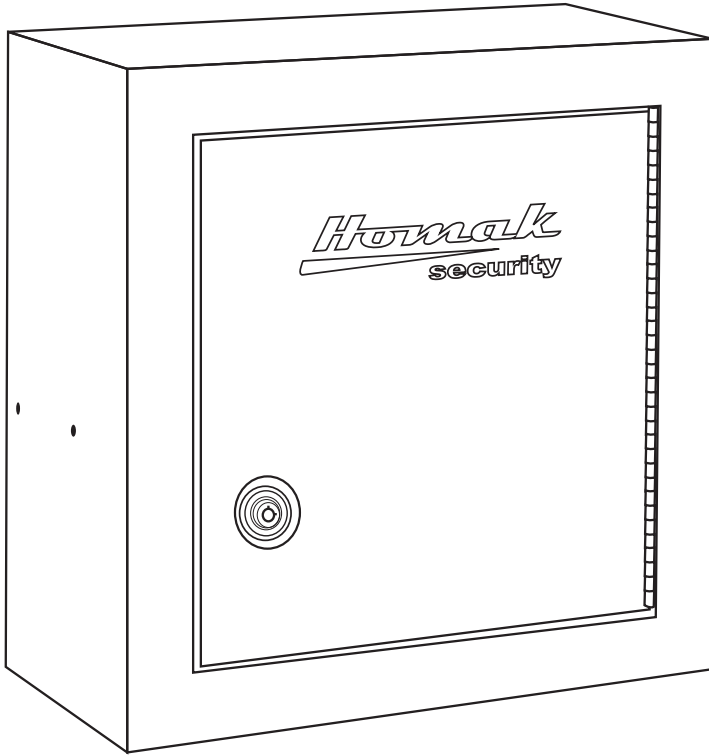




An investment in Firearm safety



OWNER'S MANUAL and Operating Instructions

UPPER SECURITY CABINET

CAUTION:

Read all Instructions and Safety tips before using this product.
Lisez toutes les instructions et la sûreté incline avant d'employer ce produit.
Lea todas las instrucciones y la seguridad inclina antes de usar este producto.

Safety Precautions:

1. Keep from leaving a firearm loaded when securing it in this cabinet. Some types of weapons may discharge easily, and even though this cabinet is an all metal construction, a bullet may penetrate the steel wall.
2. Check and remove firearms contained in this cabinet before returning it to Homak or a Retail store. If the cabinet will not open, a certified locksmith may be able to open the cabinet with safe techniques.
3. Do not place this cabinet near excessive heat. This cabinet does not carry a fire rating.
4. If you misplace your keys, or need to purchase a replacement lock cylinder, contact Homak with the information below. Please have your key number ready which is located on some keys and is also stamped into the front of the lock cylinder.



Homak Manufacturing
1605 Old Route 18
Wampum, PA 16157

1-800-874-6625
www.homakmfg.com

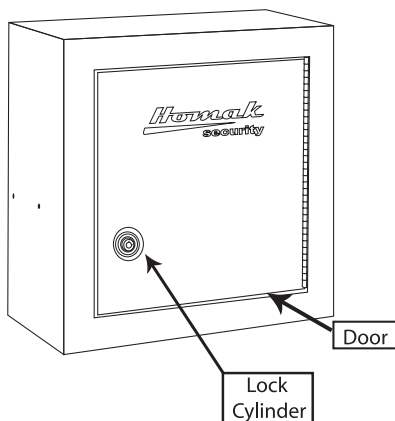
PRODUCT MADE IN CHINA

MECHANICAL ASSEMBLY

Inside the rifle door you
will find the following items:

- Wall mounting kit
- Two shelves
- Foam components
- Lock Key set
- Hardware for attaching as a Top unit to models:

3660 8 Gun Cabinet
3630 12 Gun Cabinet



1. Install the cabinet

Locate the four washers and screws.

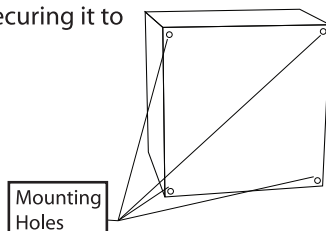
Place the cabinet in a suitable location.

Using the screws provided with the washers as shown locate and fasten the cabinet to the wall. The cabinet screw holes are 16 inches apart.

NOTE: This cabinet is not designed to be used without securing it to a wall or other surface. IT MAY TIP OVER!

2. Install the shelf.


Locate the steel shelf. Bolt the shelf to the inside wall using the included hardware.




3. Foam Components

The foam parts are shown below. Each part has been designed to fit into the cabinet in a particular place.

Carefully remove the backing and place the pads per the below instructions. Once the backing has been removed and the foam is attached to the wall it can not be removed without damage.



Bottom Floor Foam



Shelf #1 Foam

4. Foam Installation

1. Place Bottom foam pad (B) into bottom of unit.

2. Remove adhesive and place the Shelf foam (A) onto the shelf.

Homak has a full line of other security products, pistol boxes, and rifle cabinets. Visit our website at www.homakmfg.com

Features:

- All steel construction
- Thick powder coating finish to prevent metal corrosion
- Double strength edge on top door area to prevent pry bar entry
- "Piano" type hinges on full length of doors
- Quiet operation of door
- Large internal area allows for safe removal of firearm
- Protective foam on shelves
- Works as add-on for models:

3660 8 Gun Cabinet

3630 12 Gun Cabinet

PRODUCT REGISTRATION

Thank you for purchasing this quality HOMAK product. Please take the time to register your key and product by calling 1-800-874-6625 or by visiting www.homakmfg.com and clicking the "Product Registration" link.

This will allow us to better assist you in the future for:

- Replacement keys
- Parts
- Warranty claims
- Other product concerns

Merci d'acheter ce produit de la qualité HOMAK. Veuillez prendre le temps d'enregistrer votre clef et produit en appelant 1-800-874-6625 ou par WWW visitant www.homakmfg.COM et cliquer le lien "d'enregistrement de produit". Ceci nous permettra d'améliorer l'aide vous à l'avenir pour :

- Les clefs de remplacement
- partie
- des réclamations de garantie
- d'autres soucis de produit

Gracias por comprar este producto de la calidad HOMAK. Tome por favor la época de colocar su llave y producto llamando 1-800-874-6625 o por WWW que visita www.homakmfg.COM y chascar "el acoplamiento del registro del producto".

Esto permitirá que mejoremos ayuda usted en el futuro para:

- Las llaves del reemplazo
- parte
- demandas de la garantía
- otras preocupaciones del producto

THIS PRODUCT CARRIES A LIMITED ONE (1) YEAR WARRANTY FOR PARTS AND LABOR

CE PRODUIT PORTE Une UNE (1) GARANTIE LIMITÉE D'AN POUR Les PIÈCES ET Le TRAVAIL

ESTE PRODUCTO LLEVA Una UNA (1) GARANTÍA LIMITADA Del AÑO PARA Las PIEZAS Y EI TRABAJO

PLEASE CALL 1-800-874-6625 OR VISIT WWW.HOMAKMFG.COM FOR WARRANTY OR PART REPLACEMENT QUESTIONS.

SVP APPEL 1-800-874-6625 OU VISITE WWW.HOMAKMFG.COM POUR DES QUESTIONS DE GARANTIE OU DE REMPLACEMENT DE PARTIE.

POR FAVOR LLAMADA 1-800-874-6625 O VISITA WWW.HOMAKMFG.COM PARA LAS PREGUNTAS DE LA GARANTÍA O DEL REEMPLAZO DE LA PARTE.